

Bank St ATS Options

Option A: Status Quo

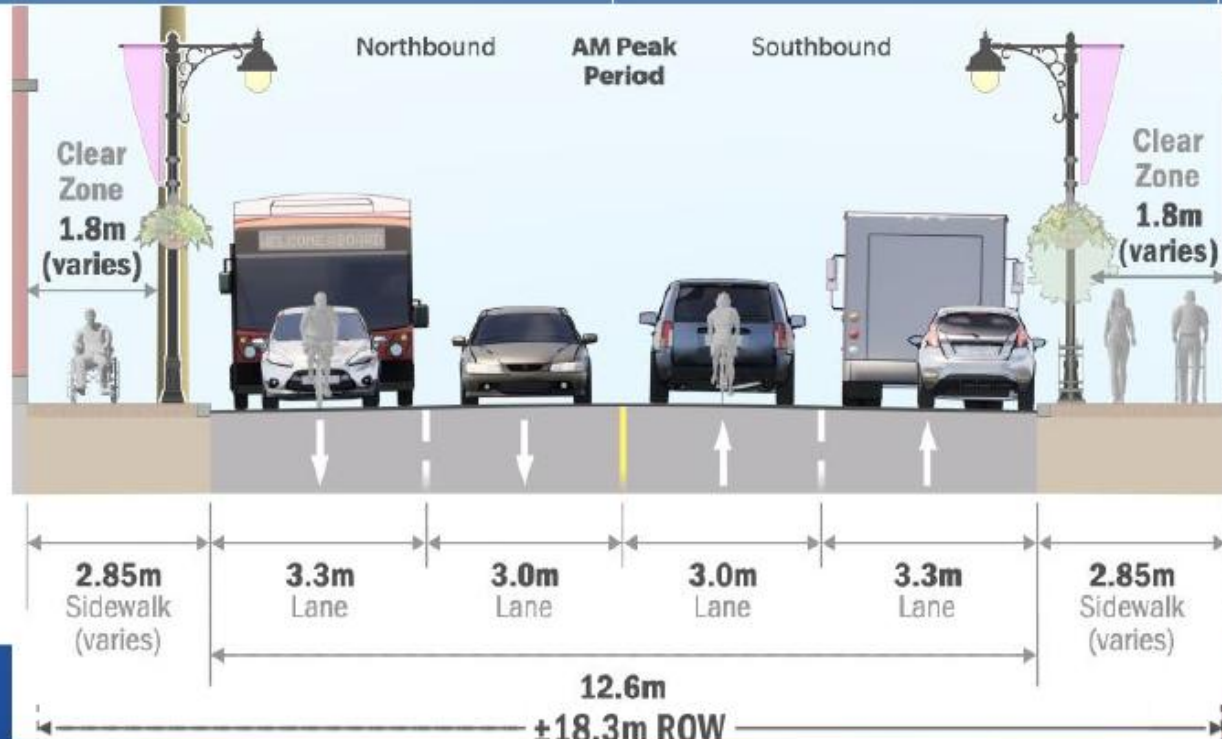
Option B: Shared bike & bus lane in both directions. No on-street parking on either side during rush hours. Parking on both sides during non-rush hours.

Option C: Shared bike and bus lane in direction of rush hour traffic and parking on the other non-rush hour side

Option D: Dedicated bike lanes on both sides and parking on one side only. Shared bus/vehicle lane in each direction.

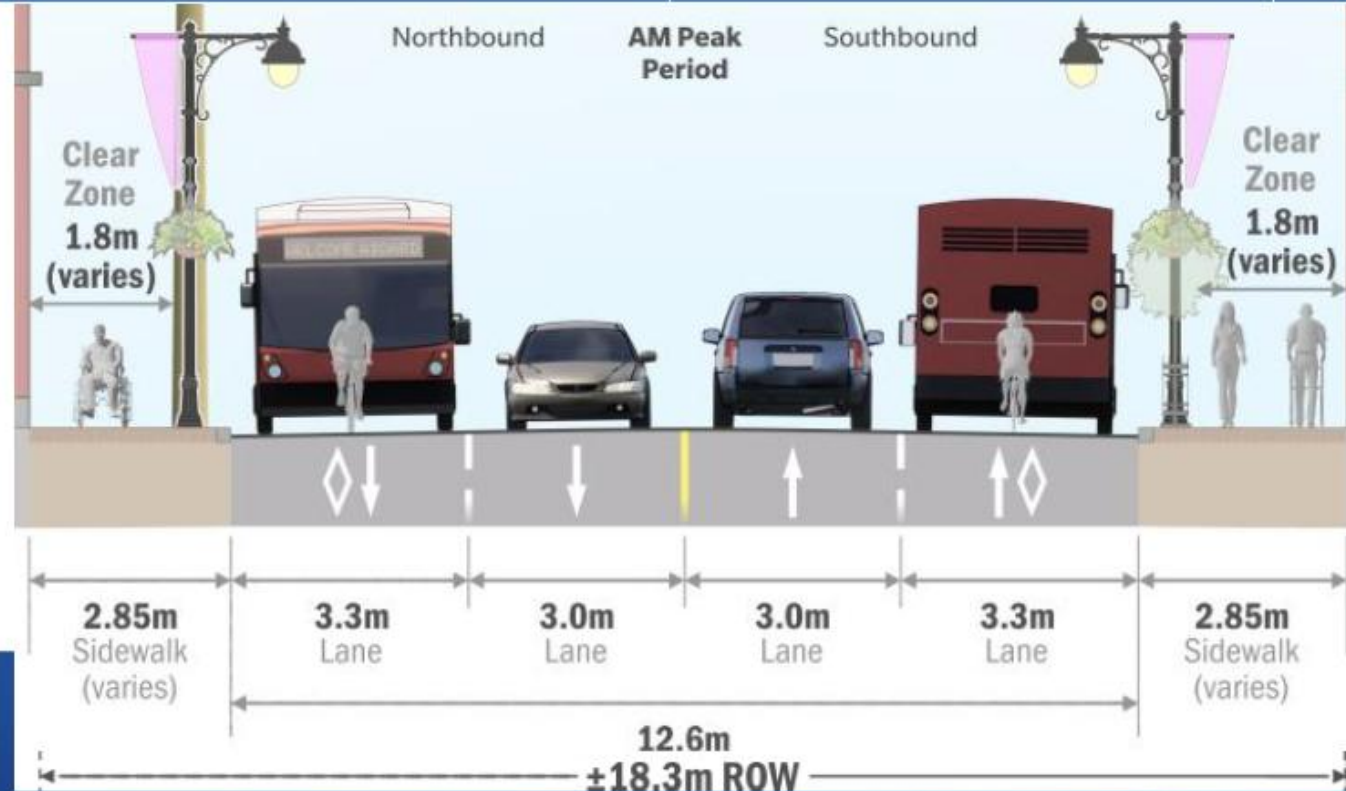
Option A: 4-Lanes, Existing Arrangement

Lane Configuration During...	AM and PM Peak Period	Non- Peak Periods	Major Lansdowne Events
	<p>2 shared lanes in the peak direction, and 1 shared lane with on-street parking in the off-peak direction (alternates AM/PM).</p> <p>No dedicated cycling/transit facilities.</p>	<p>1 shared lane per direction with parking on both sides.</p> <p>No dedicated cycling/transit facilities.</p>	<p>2 shared travel lanes per direction with no on-street parking permitted.</p> <p>No dedicated cycling/transit facilities.</p>



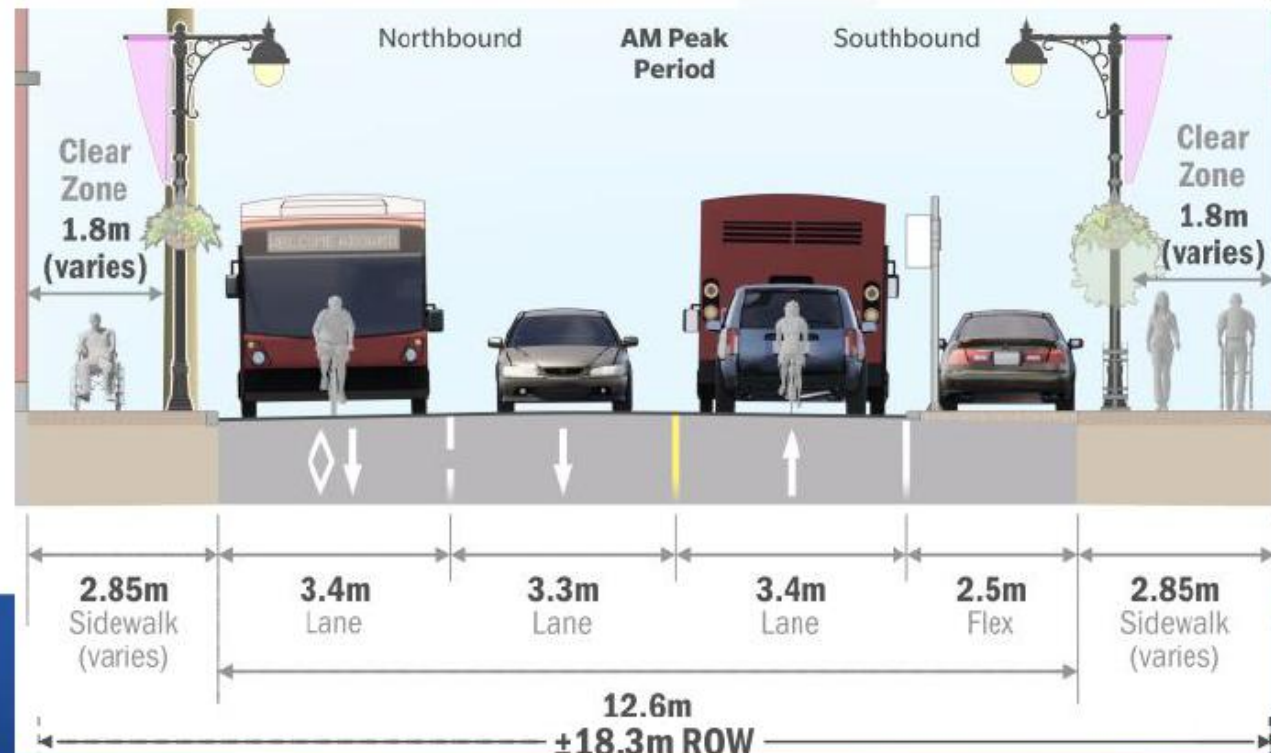
Option B: 4-Lanes, Peak Bus Lanes, Parking

Lane Configuration During...	AM and PM Peak Period	Non- Peak Periods	Major Lansdowne Events
	1 vehicle lane and 1 bus lane per direction. No dedicated cycling facilities.	1 shared lane per direction with parking on both sides. No dedicated cycling/transit facilities.	2 shared travel lanes per direction with no on-street parking permitted. No dedicated cycling/transit facilities.



Option C: 3-Lanes, Peak Bus Lane, Parking

Lane Configuration During...	AM and PM Peak Period	Non- Peak Periods	Major Lansdowne Events
	1 vehicle lane and 1 bus lane northbound, 1 shared lane southbound with parking bays and bulb-outs. No dedicated cycling facilities.	1 shared lane northbound with on-street parking, 1 shared lane southbound with parking bays and bulb-outs. No dedicated cycling/transit facilities.	2 shared lanes northbound, 1 shared lane southbound with parking bays and bulb-outs. No dedicated cycling/transit facilities.



Option D: 2-Lanes, Cycle Lanes, Parking Bay

Lane Configuration During...	AM and PM Peak Period	Non- Peak Periods	Major Lansdowne Events
	1 shared vehicle/bus lane in each direction, uni-directional cycling lanes, and parking bay on one side (optimum side to be determined) No dedicated transit facilities.		

